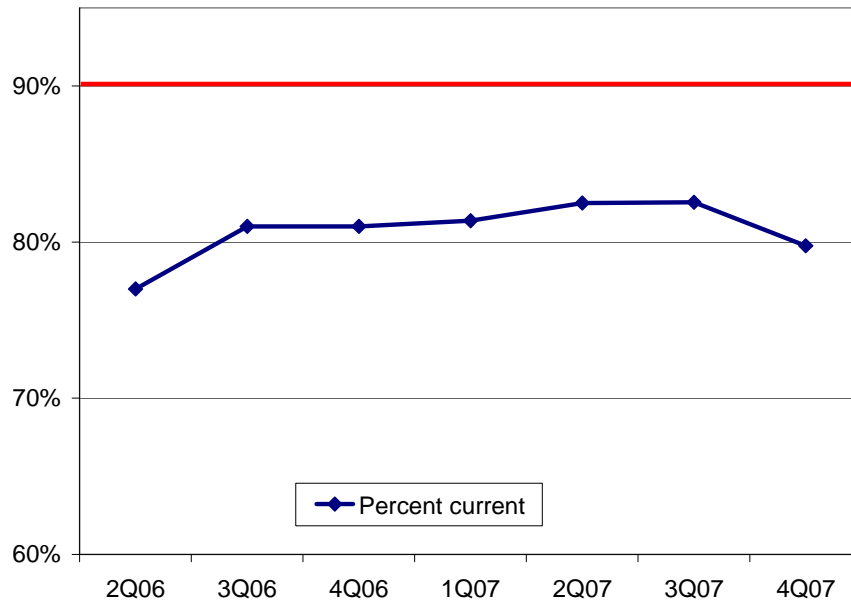


High Priority Outcome #1: DEQ delivers on its Blue Ribbon Committee commitments to improve the Water Quality Permit Program.

This report covers the period October 1 – December 31, 2007

1. Ensure that 90% of the individual **NPDES and WPCF permits** (excluding onsite) are current by 2007. BRC Accountability, Recommendation #1.



	2Q06	3Q06	4Q06	1Q07	2Q07	3Q07*	4Q07
Total number permits	366	551	533	542	543	573	573**
Number current	282	449	426	441	448	473	457**
Percent current	77%	81%	81%	81%	83%	83%	80%**

* Increase in number of total permits due to WPCF individual permits for NWR not included in earlier quarters.
 **Regions under-reported total permits by 8; the number in the table is from SIS (1/2/08).

Permits As of 1/02/2008			
	NPDES Major	NPDES Minor	WPCF
Active	76	307	190
Number Current	43	243	171
Percent Current	57%	79%	90%

2. Ensure the 95% of the permits are issued on the watershed cycle by 2010. BRC Accountability, Recommendation #1

All three regions have a permit issuance plan to get on the watershed cycle by 2010.

3. **Inspect** 100% of permits (majors, minors and WPCF) within the targeted basins.

DEQ inspects 100% of major facilities each year as well as non-major facilities that are coming up for renewal. The non-major facilities are part of DEQ's watershed permit issuance plan and are typically inspected one to two years before permit renewal in order to prepare for permit renewal by assessing compliance and discussing information that will be needed during the renewal process.

BRC Accountability, Recommendation #1

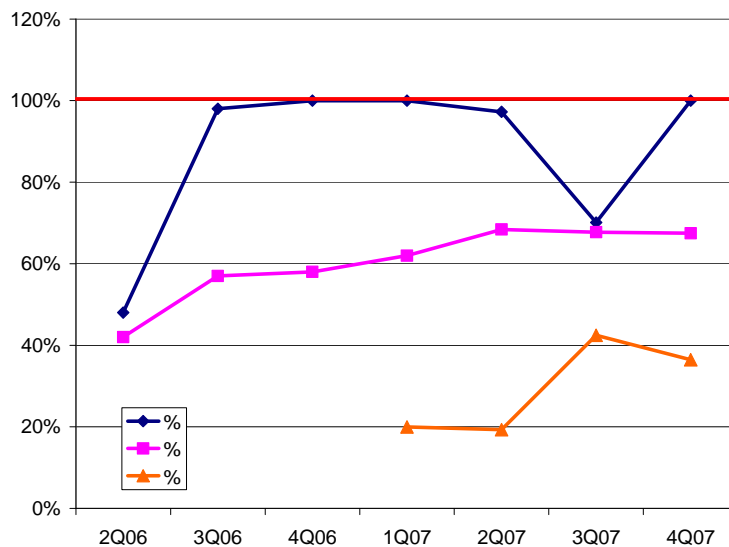
	2Q06	3Q06	4Q06	1Q07 Maj/Min NPDES, WPCF	1Q07 NPDES Gen	2Q07 Maj/Min NPDES, WPCF	2Q07 NPDES Gen	3Q07 Maj/Min NPDES, WPCF	3Q07 NPDES Gen	4Q07 Maj/Min NPDES, WPCF	4Q07 NPDES Gen
Inspections to be completed this calendar year	207	208	196	136	12	151	30	151	36	148	0
Inspections completed as of end of quarter	94	179	292	32	7	80	27	113	72	147	28
Percent inspections completed to date	45%	86%	149%	24%	58%	53%	90%	75%	200%	99%	***

**2006 data includes NPDES general inspections.. 2007 excludes these inspections.*

4. Review 100% of monthly **DMRs** (majors, minors and WPCF) within 30 days of receipt (*placeholder until DMS becomes active*)

Commitment to review DMRs within 30 days of receipt is for majors only until e-DMR is available.

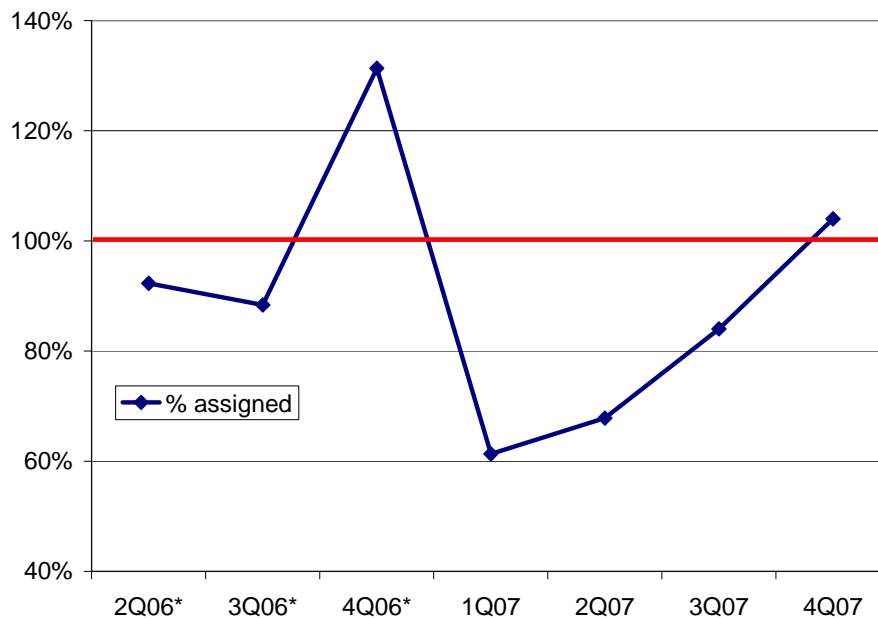
BRC Accountability, Recommendation #1



	2Q06	3Q06	4Q06	1Q07	2Q07	3Q07	4Q07
Majors received	203	188	225	238	216	173	225
# Reviewed	97	184	225	239	210	122	225
% Reviewed	48%	98%	100%	100%	97%	70%	100%
Minors received	1215	2132	1255	728	725	648	578
# Reviewed	505	1212	730	454	496	439	390
% Reviewed	42%	57%	58%	62%	68%	68%	67%
WPCF received				563	523	245	236
# Reviewed				111	101	104	86
% Reviewed				20%	19%	42%	36%

5. Number of new **General Permit Applications** received this quarter (minus 1200-C permits administered by agents and onsite permits) and percent of **General Permits assigned** within 30 days of receipt of application or in the case of stormwater, after public notice. Target = 100%.

BRC Accountability Recommendation #1



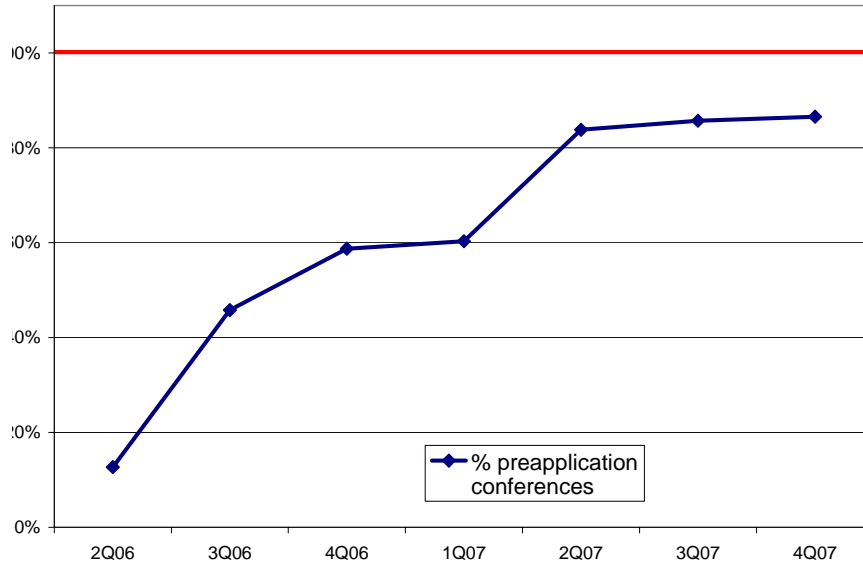
	2Q06*	3Q06*	4Q06*	1Q07	2Q07	3Q07	4Q07
GPA's received	338	284	102	331	466	269	125
# Assigned	312	251	134	203	316	226	130
% Assigned	92%	88%	131%	61%	68%	84%	105%

*2006 data includes 1200C permits administered by agents

6. How many individual NPDES major and minor permits are scheduled for reissuance in 2008? Adherence to permit issuance plan (see #7 below)
7. How many of the above have had preapplication conferences (cumulative since the beginning of the year)? *Goal is to have preapplication conferences with 100% of those scheduled for reissuances two years ahead.*

The purpose of a pre-application conference is to discuss what information DEQ has related to permit renewal (e.g. ambient water quality data) and what information will be needed from the permitted sources. At this time DEQ is providing this function through informal telephone calls, post inspection meetings with the source, formal pre-application submittal meetings and permit renewal notice letters.

BRC Focus/strategy for Wastewater permitting program, Recommendation #1



	2Q06	3Q06	4Q06	1Q07	2Q07	3Q07	4Q07
Scheduled	63	83	63	68	68	63	67
# Completed	8	38	37	41	57	54	58
% Completed	13%	46%	59%	60%	84%	86%	87%

8. Reinvigorating Program Policy Infrastructure

- a) Water Quality Pollution Trading IMD (complete)
- b) Reasonable Potential Analysis IMD (complete) – (revisions to practical quantitation limits nearly complete)
- c) Biosolids Management IMD (complete)
- d) Annualize and simplify fee table (complete)
- e) Mixing Zone IMD (in progress)
- f) Bacteria IMD (in progress) Industrial Permit Wizard (abandoned; request for reprogramming to create on-line database has been submitted)
- g) Establish Dispute Resolution process (internal draft July 2006; on hold)
- h) Establish IMD on the use of compliance schedules in permits (on hold)

- i) Develop fee rulemaking proposal (2007 fee increase completed; FY 2008 underway – EQC adoption anticipated 6/08)
- j) Temperature IMD (in progress)
- k) Sub-surface Discharge IMD (completed)
- l) Reclaimed Water (Water Reuse) rule revisions (public notice completed; EQC adoption expected Spring 2008)
- m) Industrial Solids IMD (in progress)

Future IMDs not yet scheduled:

- a) Estimating critical/low flow determinations in permits
- b) Determining appropriate monitoring conditions
- c) Documenting permit decisions
- d) Treatment of effluent dominated streams
- e) Incorporating TMDL waste load allocations into permits
- f) Implementing narrative toxics criteria in permits